

LOCAL AUTHORITY BUILDING AND
MAINTENANCE
JULY 2017 TO JUNE 2018



LABM

LOCAL AUTHORITY BUILDING & MAINTENANCE

Local Authority Building and Maintenance has reported in accordance with ABC's industry-agreed standards for Business Magazines



18,178

CIRCULATION
(AVERAGE PER ISSUE)

For more information:



Hamerville Media Group Limited



labm@hamerville.co.uk



www.hamerville.co.uk



01923 237799

Issued: 22 Aug 2018

www.abc.org.uk

100%

CONTROLLED FREE
Issue distributed 30/05/18

OTHER FREE
Issue distributed 30/05/18

PAID

Issue distributed 30/05/18

MEMBERSHIP
Issue distributed 30/05/18

MONTHLY

10 ISSUES

GOVERNMENT,
CHURCH & PUBLIC
SERVICES

MARKET SECTOR

LOCAL AUTHORITY BUILDING AND MAINTENANCE

JULY 2017 TO JUNE 2018



AUDIT ISSUE ANALYSIS	TOTAL	UNITED KINGDOM	OTHER COUNTRIES	PRINT EDITION	UNITED KINGDOM	OTHER COUNTRIES	DIGITAL EDITION	UNITED KINGDOM	OTHER COUNTRIES
ISSUE DISTRIBUTED 30/05/18	18,500	18,500	-	18,500	18,500	-	-	-	-
FREE COPIES	18,500	18,500	-	18,500	18,500	-	-	-	-
CONTROLLED FREE	18,500	18,500	-	18,500	18,500	-	-	-	-
REQUESTED (INDIVIDUAL)	10,157	10,157	-	10,157	10,157	-	-	-	-
REQUESTED (COLLEAGUE)	-	-	-	-	-	-	-	-	-
NON-REQUESTED (NAME)	8,343	8,343	-	8,343	8,343	-	-	-	-
NON-REQUESTED (JOB)	-	-	-	-	-	-	-	-	-
OTHER FREE	-	-	-	-	-	-	-	-	-
NON-CONTROLLED FREE	-	-	-	-	-	-	-	-	-
MONITORED FREE DISTRIBUTION	-	-	-	-	-	-	-	-	-
SAMPLE FREE DISTRIBUTION	-	-	-	-	-	-	-	-	-
MEMBERSHIP COPIES	-	-	-	-	-	-	-	-	-
PAID COPIES	-	-	-	-	-	-	-	-	-
PAID SUBSCRIPTIONS	-	-	-	-	-	-	-	-	-
INDIVIDUAL	-	-	-	-	-	-	-	-	-
MULTIPLE COPY	-	-	-	-	-	-	-	-	-
CORPORATE	-	-	-	-	-	-	-	-	-
PAID SINGLE COPIES	-	-	-	-	-	-	-	-	-

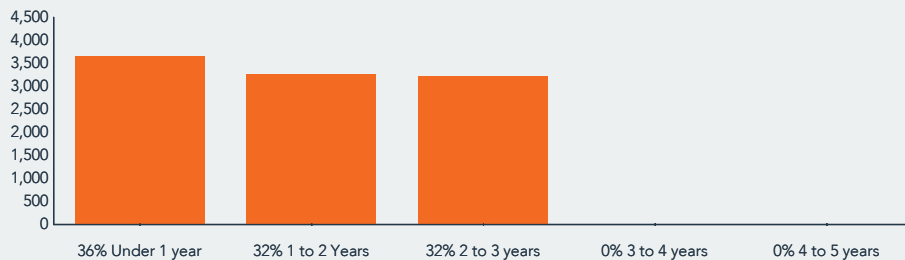
AUDIT ISSUE ANALYSIS

FREE COPIES DESCRIPTION

CONTROLLED: Employees of Local Authorities, Public Utilities, Health Trusts and Housing Associations employed in architecture/building design and project design, surveying, housing/community services, environmental health services/public health/trading standards, engineering/building services/building maintenance, building control, fire & safety, DLO/DSO, contract services, building works and operations, purchasing/supply/procurement facilities, technical services, economic and industrial development, planning, education/leisure & sports/tourism, estates, property and valuation. Proprietors, partners and employees of private building contractors, architects, surveyors, estate managers, mechanical and electrical companies.








AGE OF CONTROLLED REQUESTS

PRINT 



DEMOGRAPHIC ANALYSIS OF AUDIT ISSUE

Industry/Business/Sector

DESCRIPTION	TOTAL	Total 
Local Authority	10,989	
Housing Association	4,126	
Private Architectural Company	1,720	
Private Surveying Company	271	
Private Mechanical, Electrical, Structural, Service Company	140	
Private Building Contracting Company	1,254	

18,500 individuals answered this question (100% of the audit issue)

LOCAL AUTHORITY BUILDING AND MAINTENANCE

JULY 2017 TO JUNE 2018



Job Function

DESCRIPTION	TOTAL	Total
Architecture/Building Design & Projects	3,725	
Surveying	802	
Housing/Community Services	4,707	
Environmental Health/Srvcs/ Public Health/Trading Stds	524	
Engineering/Building Services	279	
Building Maintenance, Building Control, Fire & Safety	747	
DLO's/DSO's, Contract Srvcs., Building Works & Ops	1,410	
Purchasing/Supply/Procurement/ Facilities	1,051	
Personnel Working for Private Building Contractors	699	
Technical Services	236	
Economic & Industrial Development	697	
Planning	596	
Estates, Property & Valuation	1,346	
Others	1,681	

18,500 individuals answered this question (100% of the audit issue)

GEOGRAPHIC ANALYSIS

PRINT

REGION/AREA	TOTAL	
United Kingdom	18,500	
East Anglia	699	
East Midlands	1,409	
London	1,800	
Midlands	1,401	
North West	1,663	
Northern	934	
South East	3,970	
South West	1,573	
Yorkshire	1,188	
Northern Ireland	690	
Scotland	2,254	
Wales	919	

18,500 individuals answered this question (100% of the audit issue)

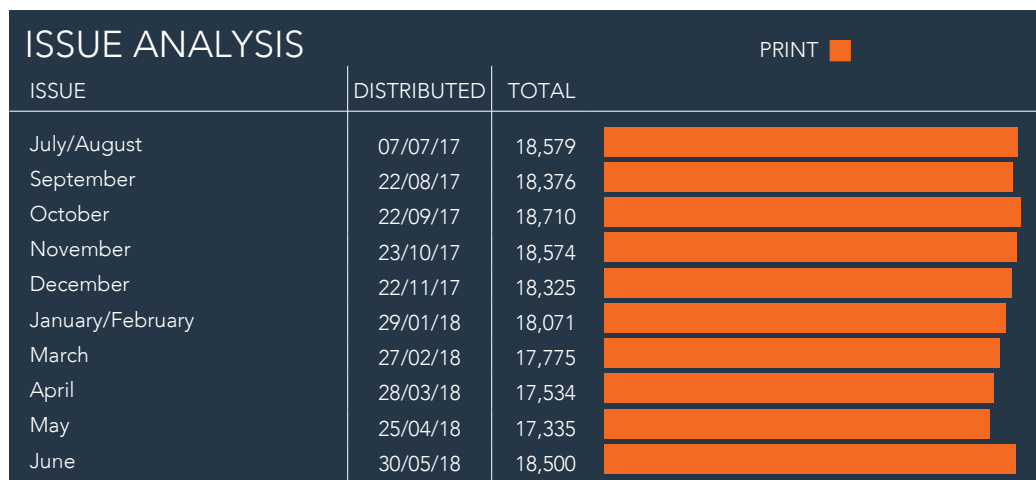
LOCAL AUTHORITY BUILDING AND MAINTENANCE

JULY 2017 TO JUNE 2018



AVERAGE CIRCULATION ANALYSIS

	TOTAL	UNITED KINGDOM	OTHER COUNTRIES
AVERAGE CIRCULATION	18,178	18,178	-
PRINT EDITION	18,178	18,178	-
DIGITAL EDITION	-	-	-



About this certificate

This certificate, issued 22/08/18, has been produced from data declared by Hamerville Media Group Limited as being prepared in accordance with the ABC Reporting Standards. If a subsequent audit or inspection reveals a material inaccuracy we will publish an updated certificate.

While care has been taken to ensure the information presented is correct, ABC cannot accept responsibility for any errors or omissions.

© Copyright ABC and Hamerville Media Group Limited.

This certificate is supported by the following organisations:



About ABC

ABC delivers a stamp of trust for the media industry. We are owned and developed jointly by media owners, advertisers and agencies to set agreed standards for media brand measurement across print, digital and events.

ABC is also a trusted verification provider. We audit media brand measurement data and the adoption of good practice and processes to industry-agreed standards.

Established in 1931, ABC was the first UK Joint Industry Currency (JIC) and is a founder of the International Federation of ABCs.

For more information please visit: www.abc.org.uk

